EUROPA

Data Sheet

This document must be retained for future reference.

It is the responsibility of the person installing the electrical equipment to ensure that the installation meets the requirements of the IET wiring regulations and is therefore 'fit for purpose'. Factors such as correct selection of components, cable sizing, protective devices and Earth bonding are all critical and should be checked prior to full testing and power-up. Any other regulations applicable to the equipment being installed such as the Machinery Directive and current health and safety legislation must also be adhered to.

All connections (including factory made) must be checked for the correct tightness prior to commissioning of the electrical installation.
All connections should also be inspected periodically to ensure correct tightness.

DO NOT USE POWER TOOLS ON THESE PRODUCTS

LBDC164P|LBDC254P|LBDC324P

IP66 Enclosed Switch Disconnectors

Applications

- Photovoltaic - Isolators
- Inverter Applications
- DC Solar Pumps

Features

- Compact and reliable
- IP66
- Easy Installation
- Wiping contacts
- Excellent switching and high short circuit capacity

DC Isolators Rating Table

Type	Configuration		IEC Rating 60947-3- DC21B & DC PV2			
			500V	700V	1000V	1500V
LBDC164P	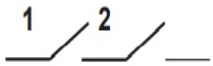	2 Poles in series	16	16	-	-
	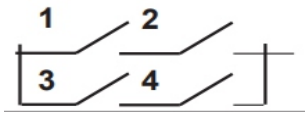	2 Poles in series + 2 Parallel	55	25	12	3
	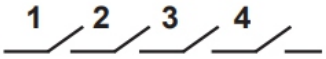	4 Poles in series	25	25	25	20
LBDC254P	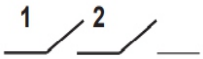	2 Poles in series	20	20	-	-
	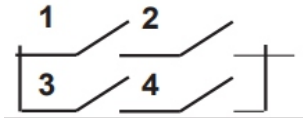	2 Poles in series + 2 Parallel	63	32	16	4
	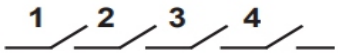	4 Poles in series	32	32	32	25
LBDC324P	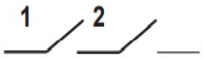	2 Poles in series	25	25	-	-
	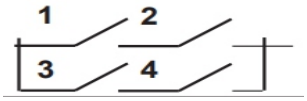	2 Poles in series + 2 Parallel	72	35	20	6
	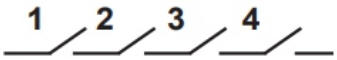	4 Poles in series	40	40	40	32

Switching Configurations - Examples

Type	2 Poles	2+2 poles, 2 poles in series + 2 poles in parallel	4 Poles	4 Poles with Jumper Links	
Contacts Wiring Diagram	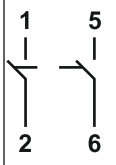	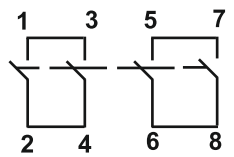	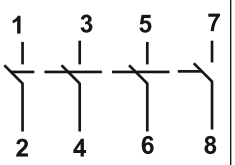	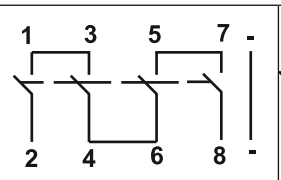	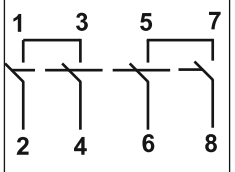
Switching Example	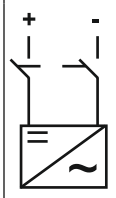	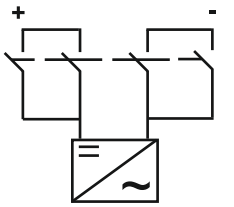	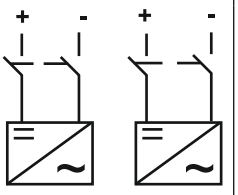	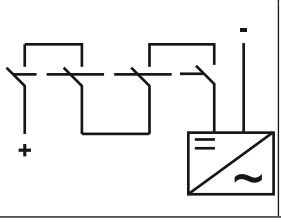	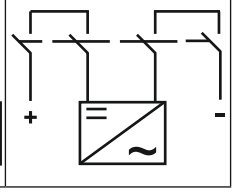

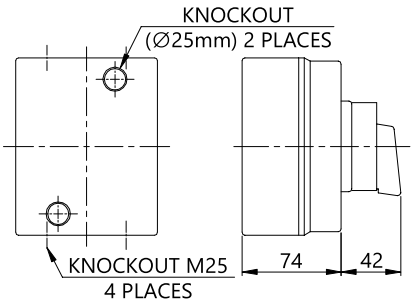

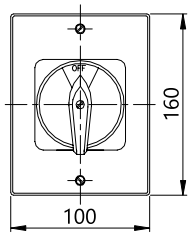

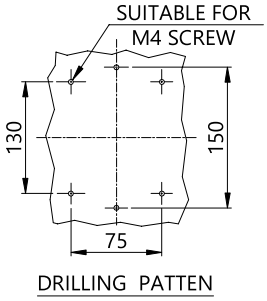

Handle for testing:

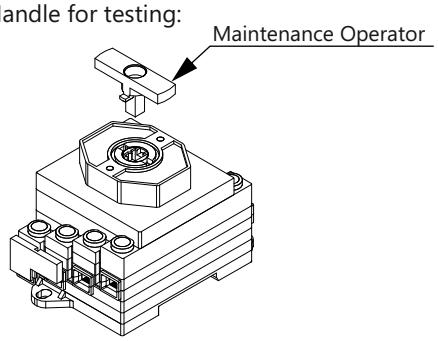

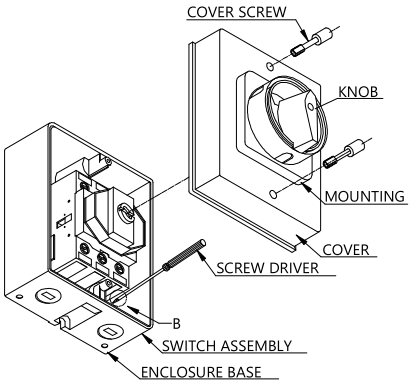

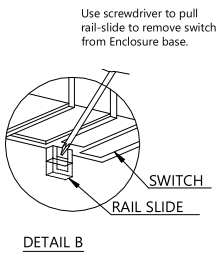

- Degree of Protection: IP66
- Switch rear mounted for easy connection
- Enclosure colour: Dark grey base and light grey cover.
- Switch mounted in ABS enclosure.
- Round padlocking device (Max.3 padlocks) to prevent the Switch from being made ON by unauthorised personnel
- Interlock Feature (Cover opens only in OFF position)

Terminal Cross Section		Measure	LBDC164P	LBDC254P	LBDC324P
Single / Multi Strand Wire	Min	mm^2	2.5	2.5	2.5
	Max	mm^2	10	10	16
Fine Strand Wire with Sleeve	Min	mm^2	0.75	0.75	2.5
	Max	mm^2	6	6	10
Recommended Tightening Torque for Terminals	-	Nm	1.7	1.7	2